

THE NOVA SCOTIA POST

Monthly Newsletter of the Nova Scotia Stamp Club

November 2022
Volume 52, Issue 513

UP AND COMING

[NS Stamp Club - Nov 8, 7:30pm](#)
Museum of Natural History

[Friends of Philately -](#)
3rd Thursday of the month

[British Empire Study Group](#)
Free Webinars (see pg 4)

[Moncton Stamp Fair -](#)
Nov 12, Dec 10
100 War Veterans Ave
Moncton NB

[RPSC Stamp Talks - Nov 14](#)
Wendi Trauzzi (see pg 4)

[RPSC Stamp Panel - Nov 21](#)
Varieties, Colour and Perforation (see pg 4)

Check out the status of other shows at
www.rpsc.org/shows.html or
www.csdaonline.com/shows

NSSC 2022-23 PROGRAM

- | | |
|--------|---|
| Nov 8 | Mike Pierce:
<i>Maud Lewis Issue</i> |
| Dec 13 | Christmas Social and Charity
Auction |
| Jan 10 | OPEN |
| Feb 14 | Jeff Parks ...TBD |
| Mar 14 | Jim Graham...TBD |
| Apr 11 | Jane Sodero...TBD |
| May 9 | Bill Burden...TBD |
| Jun 13 | Closing Meeting. |

Auctions occur at every meeting, Show and tell items are always welcome.

If you have a program or newsletter item that you want to share please let us know.

WANDER COVERS: TWO TRANSATLANTIC LETTERS, RE-DIRECTED TO SWITZERLAND

by Bob Medland

Continuing the occasional theme of well-travelled covers, here are two examples from the 1900s, sent from Canada and the United States respectively. Both were correctly franked for posting to Great Britain under preferential tariffs but were forwarded/redirected to Switzerland (one via Italy), thereby becoming subject to standard U.P.U. rates.

The first cover (Figures 1a & 1b) is from Keith MacKay's collection. Posted at Halifax, Nova Scotia, on 6th June 1901, it was franked with two 2 cent stamps and addressed to Rome, Italy "via England".

The letter weighed between ½ and 1 ounce, so the additional stamp provided for the second weight step but only at the preferential Empire letter rate of 2¢ + 2¢. Unfortunately, the sender overlooked the fact that, being addressed to Italy, it was subject to the U.P.U. letter rate of 5¢ + 5¢ for the second weight step, hence a 6 cent shortfall. This was indicated by the Canadian post office with the large '6' in blue crayon and, at top-left, the figures '2/30' were possibly written in the same hand. These did not represent a fraction but were the standard format for denoting, respectively, the second weight-step and the deficiency expressed in centimes. The latter was converted from Canadian cents at the ratio of 1:5. The requirement for indicating double deficiency was not introduced until five years later by the U.P.U. 1906 (Rome) Convention.

The cover passed through London Chief Post Office where it was endorsed with the hexagonal T mark with L at the foot (i.e., London) but there is no mark showing the date of transit. On arrival in Italy, it was back-stamped 19th June with the squared-circle Roma (Centro) where two 30 centesimi postage dues were affixed. The oval 180(?) was probably a Rome distribution mark. It was then re-directed twice within Italy, first to Naples and next to Venice before being sent on to Switzerland. A back-stamp confirms arrival in Faido on 24th June where, unaccountably, it was not taxed. This oversight was corrected at the next stop, Luzern, where 10¢ + 50¢ postage dues were added the following day. However, these were annulled **UNGÜLTIG** when once again the letter was re-directed, back to Great Britain.



Figure 1a. Front



Figure 1b. Back

ADVICE MARKINGS - DLO SERIES #74

by Gary Steele

Address amended at
Dead Letter Office, Halifax, N. S.

37 mm / 57 mm wide
9 mm height
sans-serif, all mixed.

The Canadian Dead Letter Office used special handstamps with no date to advise of procedures taken by their office rather than other departments.

We call this two-line handstamp an **ADVICE** marking as a type of auxiliary marking. They are about thirty-five times scarcer than a regular DLO handstamp with a date enclosed.

A simple Arch issue letter mailed on Jan 19 1932 to Corvallis, Oregon was **Missent to Coraopolis, Pa.** However, additional marking **RETURNED FOR BETTER DIRECTION** and another note **"Opened by mistake."** was also applied at some point. Here is where the US PO Dept. Officially Sealed label was applied usually when an envelope is opened by mistake. A similar pen marking is used on the manuscript **Corvallis, Oregon, U.S.A.** and to cross out the manuscript **Opened by mistake.**

No U.S. DLO handstamps appear on this cover.

Note a thicker red pen marking was used to mark out the handstamped imprints in the U.S

Due to a poor address location with just a name and city in Oregon, I have to assume the sender of the letter may have been from Halifax, N.S. with a large circle Halifax, N.S. dater on Jan 30 1932. From here it is sent to the Halifax Branch DLO on the same date, **Address Amended** advice handstamp applied and then returned in a Return Dead Letter envelope. No further markings would show at this point.

Seven years later, a post card with a similar advice handstamp is also shown.



The Nova Scotia Post

is a publication of the
Nova Scotia Stamp Club
Halifax, Nova Scotia, Canada

Jane Sodero - Editor
Jeff Parks - Layout

<http://www.nsstampclub.ca/>
webnews@nsstampclub.ca

Nova Scotia Stamp Club meets at 7:30 p.m. on every second Tuesday of the month (except July and August) at the Nova Scotia Museum, 1747 Summer Street, Halifax, N.S. The club publishes a monthly newsletter (except summer) which is released on the first week of the month.

Membership is C\$15 per person (C\$20 US, C\$25 International) or C\$22.50 per couple.

Send new membership applications and renewal payments to...
NS Stamp Club c/o Jeff Parks
102 Birch Bear Run,
Lewis Lake, NS B3Z 4B8

December
at the
NSCC



**ANYTHING GOES
CHARITY AUCTION**

Proceeds to Feed Nova Scotia & Salvation Army
Tuesday, December 13, 2002

Annual stamp quiz

Social - bring food to share



A SKETCH OF HARRISON L. HART

by Keith Mackay

At the October Club Meeting, it was suggested that presenters submit a short article about their presentation to benefit Club members who are unable to come to the club meetings in person.

Harry Hart was born in Guysborough in April 1865, the eldest of 10 children of Abner and Mary Hart. By the time he was fifteen he had moved to Halifax and was employed as a clerk; and by 1886 he had opened a boot and shoe store at 71 Gottingen Street. He was to continue that business until late in life.



Active in the social life of Halifax, Harry belonged to the Ramblers Cycle Club, the Independent Order of Odd Fellows, and the Oxford Street Methodist Church. He began collecting stamps when he was 19 and within a couple of years he had also become a stamp dealer.

er. His correspondence indicates that his customers included collectors in Canada, Newfoundland, the US, Mexico, Jamaica, the Leeward Islands, the UK, France, Belgium, Bavaria, Austria, Malta and Singapore.

Harry also had prominent roles in early organized philately serving as an officer of the Canadian Philatelic Association (predecessor to the Royal Philatelic Society of Canada) created in 1887, and was described as "An Eminent Philatelist" in Vol. 1 of *The Nova Scotian Philatelist* in 1893.

When the new branch Post Office opened on March 1, 1894 at 107 Gottingen Street, it was just a short walk away from Harry's store on the next block. He was one of its first customers and used it frequently in



the following years.

By 1900 Harry had become so well known locally that correspondence addressed to him as "Stamp Dealer,



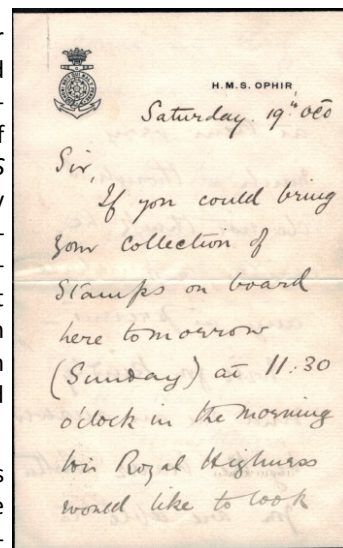
Boot and Shoe Store near Citadel" was all that was needed to find him.

There are many indications that philately continued as a major element of Harry's experience for the rest of his life. One occurred in 1901 during the Duke and Duchess of Cornwall and York's tour of the British Empire aboard HMS *Ophir*. The Duke (subsequently King George V) was also a well-known philatelist and invited Harry to bring his collection for a visit aboard the ship while it was in Halifax. According to reports in philatelic journals, their visit lasted about an hour.

Another is related to Edward VII's coronation in 1902. When the Canadian Contingent to the coronation was being assembled, preference was given to applicants who had served with the British army during the Boer War. Harry's younger brother, Walter, was a member of the Halifax Rifles militia regiment and had served a year in South Africa; so he was accepted and went to London as part of the Contingent. The ceremony was scheduled to take place on June 26, 1902, and Harry posted an envelope at the Gottingen Street post office on that date addressed to Walter in London – obviously intended as a philatelic souvenir of the event. However, Edward's ceremony was postponed on short notice because he needed surgery, so the envelope was returned to Harry in July.

Of special significance to the Nova Scotia Stamp Club, this "Eminent Philatelist" became its first president in 1922.

Harry Hart died in 1929 at the age of 63.



CLEANING UP A SMALL COVER

by Bill Burden

Philatelic terminology can sometimes be a bit confusing. I spend quite a bit of my 'stamp time' looking for, among other things, 're-entries' on the stamps of Canada's 1911 Admiral issue. I believe I am correct when I say that there are (technically) no re-entries on the Admiral issue. Think about that for a moment. No re-entries on the Admiral issue. But Bill, you might say, "Unitrade lists at least eight 'Major Re-entries' and you have literally 100s on your site."

True, but these are all found on the Printer's Plate Proofs, so the doubling in all likelihood occurred before the plate was used to print stamps. If we accept this premise, then we should be talking about Double Transfers - where the transfer roller was introduced to the plate position a second time and the two images do not perfectly align. The second 'transfer' could quite possibly have been an attempt to correct a Defective Transfer, which was noticed during the early stages of plate production - well before the production of the Proofs.

Your second question might be, 'what do Admiral double transfers and cleaning up a Small Queen cover have in common?' Very little, but I wanted to be sure that you are open to discussing some common, but incorrect philatelic terminology.

Collectors of Canada's Small Queen issue will be well aware that many of the 3¢ (especially those printed in the 1890s) will all too often be found with varying shades of 'very dark' instead a bright Vermilion. These collectors will also very likely know that this oxidation can be reversed by soaking the stamps in a solution of hydrogen peroxide (H_2O_2). Hydrogen peroxide can be found in almost any pharmacy in an opaque bottle as a 3% solution used for treating minor cuts and scrapes.

We put some H_2O_2 in a dish, soak the stamps for a few minutes, until the colour has been restored and then wash gently in water and press to dry as normal. This is all good and well known. However the dark 3¢ Small Queens were never oxidized, they were sulphurated. Sulphur - as part of a gaseous compound - has chemically reacted with some of the lead in the vermilion ink of the stamp to make a very dark/black compound and the H_2O_2 has reversed this process to restore the natural colour.

This process works really well and can be easily used on a few dozen stamps at a time. As an aside and if you hope to pass my chemistry course, you will discard the used H_2O_2 as returning it to the container is a bad thing - even if you do not share it with the rest of your family!

Now we might be able to talk about a Small Queen cover with an 'oxidized' 3¢. Maybe. Recently, I have been exploring methods of soaking multiples to remove the gum and at the same time not turning the multiple into a bunch of singles. Not really an easy thing to do. Wet multiples are very fragile. Practice with damaged stamps you hate. I have developed a method using something very much like a plastic screen but which is used in embroidery. (Shout out here to the staff at Fabricville.)

I suggest that we combine the two processes.

We do not want to soak the entire cover and, in fact, we do not really want to get the stamp very moist at all. Getting the stamp

wet will very likely remove it from the cover as the gum is very water soluble. We just want to subject the stamp to the chemical reactivity of the H_2O_2 - let's call it 'the fumes' of the solution.

My method, which was developed with some discussion with Garfield Portch, is as follows:

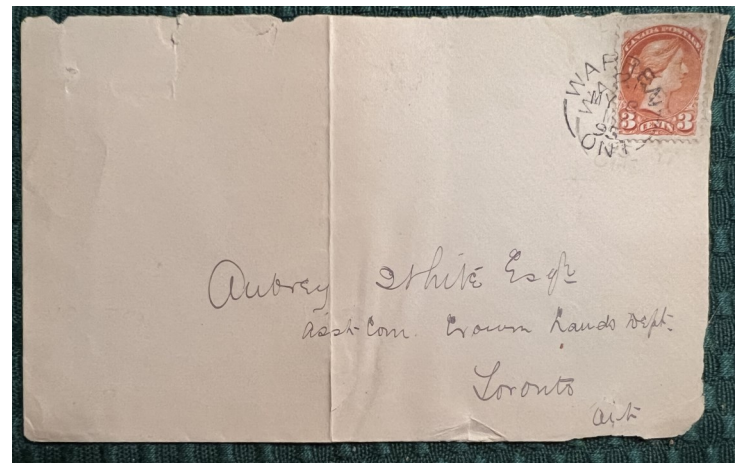
- Place a small amount of H_2O_2 in a very shallow dish. (Waste not, want not)
- Place a layer of this 'screen' over the H_2O_2 to ensure that the stamp and the solution do not make contact.
- Check every few minutes and remove the cover as soon as you feel the proper colour of the stamp has been restored.
- Discard the H_2O_2 ~ down the sink is environmentally friendly.



Before



After



Cover after the H_2O_2 /screen process

You might note that the area of the envelope around the stamp is a bit brighter. The H_2O_2 did positively affect the ageing of the paper a bit as well. If the cover was not in such rough shape, I might be inclined to use a bit more H_2O_2 in a larger container and 'expose' all the front to the chemical reactivity.

You might ask, why all this effort/care/concern for such a cheap, ratty cover? Good question. If our resolution has allowed, the eagle eyed among you might have noticed that the top of the stamp's design is missing. Having noticed that, you might say, "Bill, that is plate wear. The impression of the design in the printing plate is

Cleaning Up continued on Page 6

WANDER COVERS...CONTINUED

The heavily marked 'au dos!' in blue crayon referred to the latest address written on the back, Surbiton (England). It arrived there on 26th June and must finally have reached the addressee c/o the Reverend Cooper-Hunt. Because it had been correctly franked to Great Britain in the first place, by chance it was not liable to tax. So, remarkably, the cover had enjoyed a 'Grand Tour' around Europe at no cost to the addressee¹.

The second cover (Figures 2a & 2b) was found by the author recently. Sent from Baltimore, Maryland, to London on 12th July 1909 it was franked with 2 cents being the concessionary rate introduced the previous year. The stamp is tied with the duplex date stamp **ROL. PK. & ST.HEL R.P.O. / BALTO. MD.** And **CAR 1** within the oval killer. This was the Roland Park & St. Helena Railway Post Office on board one of at least three Baltimore streetcars. These were fitted with a postbox on the side for pedestrians to use and a carried a post office sorting clerk on board.



Figure 2a. Front



Figure 2b. Back

The stamp was inadvertently machine-cancelled on arrival in London on 23rd July. Upon re-direction to Bern, Switzerland, it became subject to the U.P.U. letter rate of 5 cents, hence underpaid by 3¢ wjich converted to 15 centimes.

As with the previous item the hexagonal **T** mark of London Chief Office was struck on the front and the deficiency '15' marked in

pencil at the top. This was correct: only single deficiency should have been charged, the letter having been correctly franked to the original address. However, the Swiss post office taxed it double deficiency, probably forgetting that a preferential rate existed between U.S. and G.B. The letter was further re-directed to 'Poste restante Lausanne'².

Figure 3.



At that time main post offices in Switzerland used a special accounting system for incoming, underpaid items. Instead of annulling the postage dues an adhesive slip 'Weitersendungs-Zettel' (forwarding label), official stationery no. 214, was affixed. This advised the destination post office that it was liable to collect the tax which should be transferred internally to the first post office to account for the postage dues. Covers with these labels attached and intact are very scarce: in this case most of it was tom off but another example is shown (Figure 3). A similar one was shown in Journal #97 (page 18).

Acknowledgements.

Thanks are due to Ken Snelson who put Keith Mackay (also from Canada) in touch with me and to Keith himself, who has since joined the Study Group. Copyright © Bob Medland 2022

Originally printed in *Postage Due Mail Study Group Journal* No. 103 September 2022 (p. 31-35). Reprinted with the author's permission.

¹The crest embossed on the back flap of the envelope is intriguing: it appears to include the coronet of a viscount with three birds in flight. Can anyone identify it? The family were evidently fairly wealthy and well-connected. The Rev. Daniel Cooper-Hunt was rector of Surbiton, living in a substantial house. He had two sons (sent to Oundle School) and two daughters, Ruth Lillian and Rose Muriel so the latter (22 at the time) was the original addressee. The father is listed as one of the - doubtless free-thinking - luminaries who met and welcomed the head of the Baha'i faith, Abdu'l-Bahá, when he visited Britain as part of his tour of European capitals and the U.S. in 1911. He retired at the age of 60 to Boscombe, Hampshire, the same year.

²Unlike the addressee on the previous cover, in this case John L. Dorsey was most likely on a business trip for his firm Brown Shipley & Co which was a private bank - as was Marquard & Co in Bern.

CLEANING UP... CONTINUED

worn." Good thought, but, no.

Actually, the top of the design is missing because during the production of the printing plate, this particular position was not impressed with the transfer roller properly and part of the design (the top) is missing from the plate. As the lines in this area of the plate are missing, the printing ink is not available to colour that part of the stamp's design. Like a Double Transfer, this production flaw would be found on each pane produced from this state of the 3¢ plate. If you have been following along, this was a great opportunity to re-introduce the transfer roller to the plate. For fun, let's let our imagination run wild: The second transfer could have been *terribly* misaligned and the resulting 're-entry' could have been of 'Major' status. With just a little more effort we might have had a Scott catalogue listing like 41xix, "The Major Re-entry" on the 3¢ Small Queen. Alas, it was not to be.

The image of the pair below with the identical Defective Transfer showing on the left stamp should be sufficient to confirm my diagnosis of "Defective Transfer".



And finally, should anyone have an 'extra' 3¢ Small Queen cover showing this particular variety, I would very much like to 'upgrade' mine. I have just started looking, but it should not be too hard to find.

UPCOMING DIGITAL PRESENTATIONS

compiled by Ann Miller

You can register for the event via the host's website. Many are recorded, posted, and available to the public for subsequent viewing. All groups have a number of recorded presentations available.

American Topical Association

<https://americantopical.org>

Nov. 8th, 8 p.m., Exploring Industrial, wartime and Social Communication through typewriter philately.

Nov. 15th, 8 p.m. Tom Broadhead, "Josephine Baker - Performing Artist and hero of France".

Nov. 29th, 8 p.m. Diane and Alan Bauer, "Going on a philatelic holiday through the coast countries of Eastern Europe."

British Empire Study Group

<https://bestudygroup.org>

Nov. 10th, 7 p.m. Gary Powers Jr., "The U2 Incident".

2023 Europhil SPM Exhibitions

Lectures

June 22-25, 2023
Saint-Pierre-et-Miquelon

"I Frame" CHAMPIONSHIP

Under the patronage
of the European Academy of Philately
North American societies invited:
Philatelic Club of SPM, Royal Philatelic Society of Canada
American Philatelic Society

Académie Européenne de Philatélie
TILLARD SPM Philatélie
Comité Culturel Saint-Pierre

Collectors Club of New York

<https://www.collectorsclub.org/Live%20Video%20Program/>

Nov. 2nd, 6:30 p.m. Jean Wang, "Evolution of a thematic exhibit: Blood, a modern medicine".

North Toronto Stamp Club

<https://www.northtorontostampclub.ca/>

Nov. 17th, 8 p.m., George Pepall, "Divided by War".

Royal Philatelic Society of Canada

<https://www.rpsc.org>

Nov. 14th, 8 p.m., Stamp Talk, Wendi Trauzzi, "WWII rationing in Canada".

Nov. 21st, 8 p.m., Stamp Panel, "Varieties, Colours and Perforations".

West Toronto Stamp Club

<http://www.westtorontostampclub.org/>

Nov. 15th, 8 p.m. Discussion Group, "Show and Tell", how you display your collection, follow-up on the Learning Workshop."